

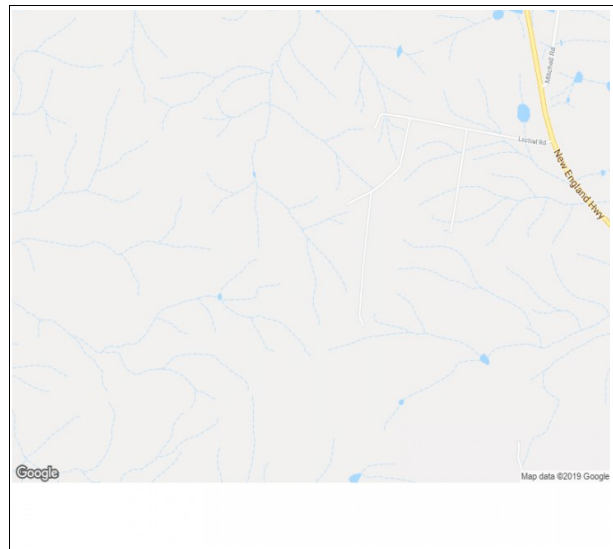


Report date: Tue Feb 12, 2019

## Suburb Report

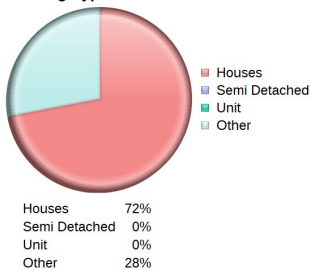
### Dalveen 4374 QLD

<b>Median Value of Houses in the Suburb:</b>	\$282,000
<b>Median Value of Units in the Suburb:</b>	N/A
<b>No. of People who live in the Suburb (ABS data):</b>	346
<b>No. of Dwellings in the Suburb:</b>	168
<b>No. of Houses in the Suburb:</b>	164
<b>No. of Units in the Suburb:</b>	4

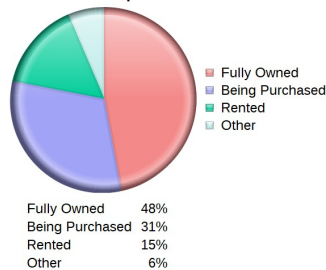


### Demographics

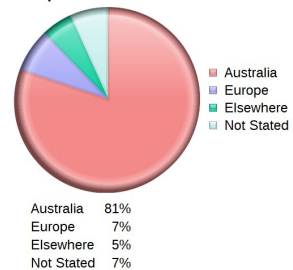
Dwelling Type - Dalveen 4374



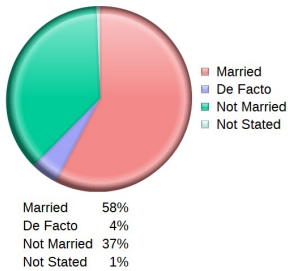
Home Ownership - Dalveen 4374



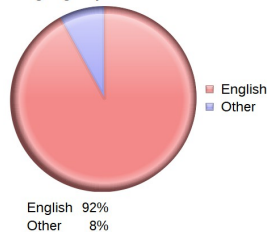
Birthplace - Dalveen 4374



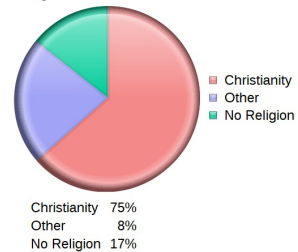
Marital Status - Dalveen 4374



Language Spoken - Dalveen 4374



Religion - Dalveen 4374



Created by Residex using data provided by the ABS.

Created by Residex using data provided by the ABS.

Created by Residex using data provided by the ABS.

## Street Information

The Number of Streets in the Suburb: 48

The Number of Streets in the Postcode: 62

### Houses - Top 5 Streets by Median Value:

Street Name	Median Dollar Value
Tunnel Rd	\$340,053
Belmont Dr	\$296,284
Granite Belt Dr	\$294,468
Sorrento Rd	\$270,095
N/A	N/A

Street with Highest Value House:  
Crystal Mountain Rd

### Houses - Lowest 5 Streets by Median Value:

Street Name	Median Dollar Value
Sorrento Rd	\$270,095
Granite Belt Dr	\$294,468
Belmont Dr	\$296,284
Tunnel Rd	\$340,053
N/A	N/A

Street with Lowest Value House:  
Mccosker Dr

No Unit Data Available

## Market Activity

Number of Properties Listed for Sale:	5
Estimated Days on the Market:	40 days
Estimated Number of Sales in the Last 3 Months:	1
Estimated Number of Sales in the Same Period Last Year:	4
Current Percentage of Properties on the Market (Dalveen):	2.98%
Current Percentage of Properties on the Market (Brisbane Metro):	2.41%

## A Median Value House in the Suburb



Located: **17 PIDGEON RD  
Dalveen 4374 QLD**

Estimated Value: **\$281,057**



2



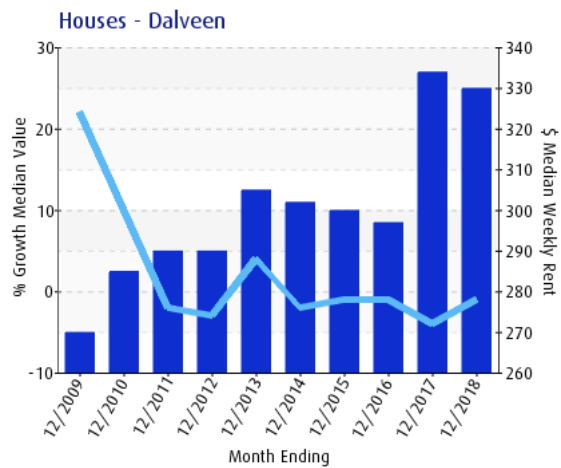
1



3

## Statistics

Houses				
Year	Median Value	Median Weekly Rental	%pa Growth Median Value	Capitalised Annual Yield
12/2018	\$282,000	\$330	-1%	6%
12/2017	\$286,000	\$330	-4%	6%
12/2016	\$299,000	\$300	-1%	5%
12/2015	\$301,000	\$300	-1%	5%
12/2014	\$303,000	\$300	-2%	5%
12/2013	\$308,000	\$310	4%	5%
12/2012	\$297,000	\$290	-3%	5%
12/2011	\$307,000	\$290	-2%	5%
12/2010	\$313,000	\$290	10%	5%
12/2009	\$284,000	\$270	22%	5%



No Unit Data Available

## Contact Information

For any questions or assistance with a Report you have ordered, or to find out more about Residex products please email us at [info@residex.com.au](mailto:info@residex.com.au) or call 1300 139 775 between 9am and 5pm EST weekdays

## Disclaimer and Notes

This Report is created by Residex Pty Ltd, ACN 003 000 119.

The Parties\* making this report available to you give no warranty nor accept any liability for any decision based wholly or in part on this report, such as any decision to invest in, to buy or not buy property described herein. The Parties believe the statements, information, calculations, data and graphs contained herein to be correct and not misleading but give no warranty in relation thereto and expressly disclaim any liability for any loss or damage which may arise from any person acting or deciding not to act partly or wholly on the basis of any such statements, information, recommendations, calculations, data or graphs.

Residex is subject to Privacy Legislation, including the National Privacy Principles ("NPPs") under the Privacy Act 1988 (Cth), The Privacy and Personal Information Protection Act (1988) and contractual requirements relating to Privacy pursuant to a number of State and Territory Government Licence Agreements.

Material published in this report is protected by the same laws of copyright which apply to books, videos and music. The right to 'copy' always remains with the owner of the material. Unless expressly stated otherwise, you are not permitted to copy, republish or alter anything you find in this report without the express permission of The Parties. By using this report you are have agreed to the terms above.

\* "Parties" means Residex Pty Ltd, their customers and clients, and the customers and clients representatives.

Residex is 100% owned by CoreLogic.

Information provided for Queensland properties has been developed in part by using some property information provided under licence from the State of Queensland (Department of Environment and Natural Resources Management). In consideration of the State permitting use of this data you acknowledge and agree that the State gives no warranty in relation to the data (including accuracy, reliability, completeness, currency or suitability) and accepts no liability (including without limitation, liability in negligence) for any loss, damage or costs (incurred consequential damage) relation to any use of the data. Data must not be used for direct marketing or be used in breach of the privacy laws.